

Technical Data

LIZZINI IG-FS

External/internal grinding machine



 **LIZZINI**
WALLRAM GROUP

Wallram Grindtec srl
Via Leonino da Zara, 54
25018 Montichiari (BS) ITALY
Tel. +39 30 9672582
Fax +39 30 9672983
www.LIZZINI.de
vertrieb@wallramgrindtec.de

TECHNICAL FEATURES

GENERAL

Center Height	200 mm
Max length of the workpiece	500 mm
Max. weight between centers	60 kg
Max. grinding length	500 mm

LONGITUDINAL AXIS „Z“

Longitudinal stroke	650 mm
Max. speed	20.000 mm / min
Min. infeed resolution	0,0001 mm

TRANSVERSAL AXIS „X“

Transversal stroke	300 mm
Max. speed	10000 mm / min
Min. infeed resolution	0,00005 mm
Max. wheel dimensions (mm)	500 x 80 x 203,2 610 x 120 x 203,2
Max. peripheral speed	50 m/s

WORK-HEAD

Stepless work piece speed	10-800 min ⁻¹
Morse taper	4 / 6
ASA taper	5 / 6

TAILSTOCK

Maximum stroke	40 mm / 70 mm / 100 mm
Micrometric correction	+/- 0,07 mm
Morse taper	4 / 6

MOTORS

Wheel-head	8 kW / 12 kW
Installed total power, ca.	25 kW

WEIGHT

Net weight with base configuration	5.500 kg
------------------------------------	----------

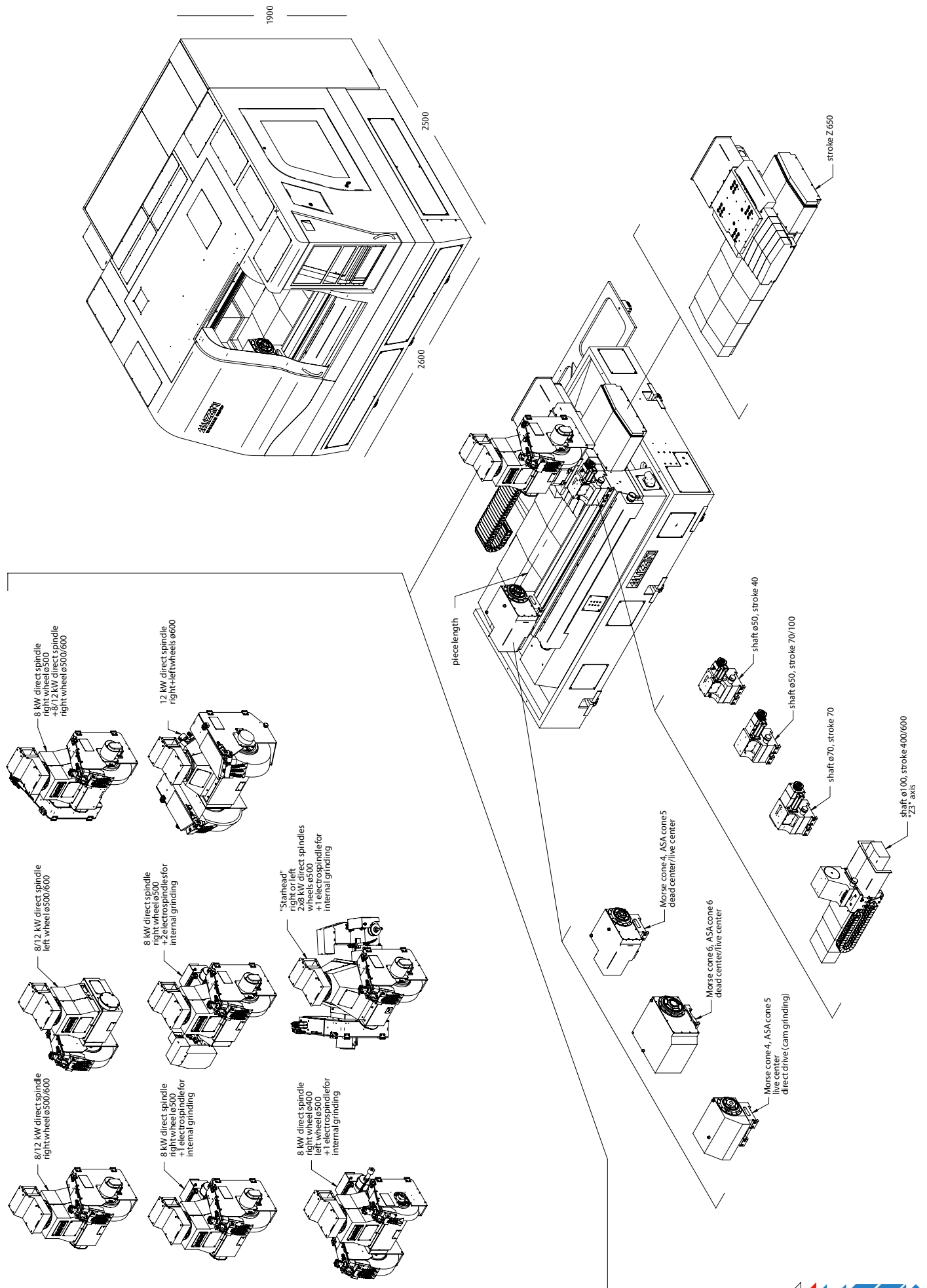
OPTIONS

According to task / grinding requirement

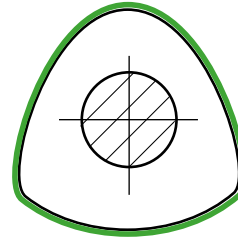
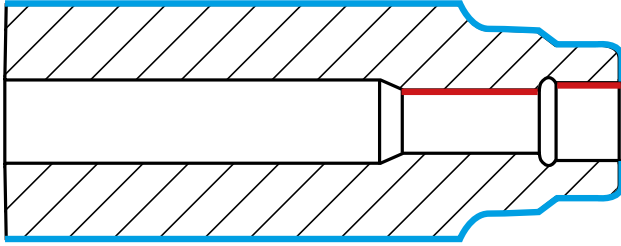
LONGITUDINAL POSITIONER/DIAMETER MEASURING EQUIPMENT
BALANCING SYSTEMS
DRESSING ROLL
STEADY RESTS
CLAMPING DEVICE
AUTOMATIC LOADING-UNLOADING SYSTEMS
WORKPIECE-DEPENDENT ACCESSORIES
STANDARD/SPECIAL TOOLS
OIL/EMULSION COOLANT SYSTEMS
AIR EXTRACTION SYSTEMS



PROSPECT OF POSSIBLE COMBINATIONS

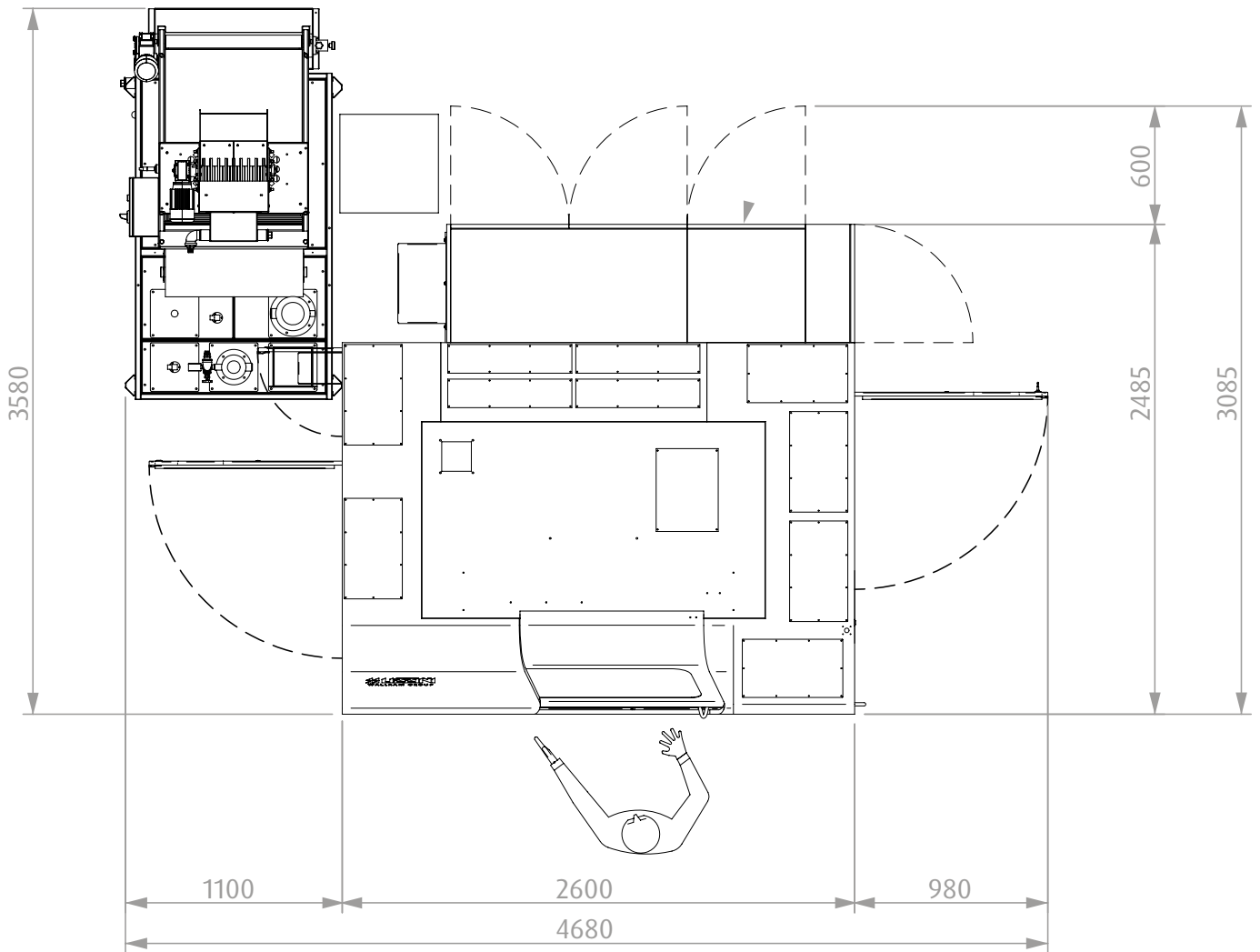


GRINDING EXAMPLE



- External grinding
- Internal grinding
- Unround grinding

LAYOUT



Agency

